


◆Feature



- .Constant voltage design
- .High input voltage
- .Small dimension, High efficiency, High reliability, Long lifetime
- .Ip67 design for outdoor installation
- .Working temperature: -25°C~+60°C
- .Protections: Overload, Over voltage, Short-circuit, etc.
- .Typical efficiency: 90%
- .CE\IP67 certified, RoHS compliant
- .100% full load burn-in test.

**SPECIFICATION**


Model Number		VA-12200D1690	VA-24200D1690		
Output	DC Voltage	12V	24V		
	Rated current	16.7A	8.33A		
	Current range	0-16.7A	0-8.33A		
	Rated power	200W	200W		
	Ripple and Noise(max.) Note4	240mVp-p	240mVp-p		
	Voltage tolerance Note3	±4%	±2%		
	Line regulation	±1%	±0.5%		
	Load regulation	±2%	±1%		
	Output groups	2	1		
	Set up time Note6	3000ms, 50ms(at full load)230Vac			
Holding time(Typ.)	15ms(at full load) 230Vac				
Input	Voltage range Note 2	170~264Vac or 255~374Vdc			
	Frequency range	47~63Hz			
	Power factor(Typ.)	PF≥0.5/230V(at full load)			
	Efficiency(Typ.)	90%	90%		
	AC current	2.3A/230Vac			
	Inrush current(Typ.)	Cold start: 65A/230Vac			
	Leakage current	<0.75mA/240Vac			
Protection	Over load	105%-135% of the rated output power Protection mode: Hiccup mode, recovers automatically after fault conditions removed.			
	Short circuit	Protection type: Hiccup mode, recovers automatically after fault conditions removed.			
	Over voltage	13.0-18.0V	24.5-35.0V		
	Over temperature	70°C~±5°C(RTH2) Protection mode:Power off the output voltage, self-recovery when the temperature reduced.			
Environment	Working temperature	-25°C~+60°C			
	Working humidity	10%~90%RH, non-condensing			
	Storage temp. and humidity	-25°C~+75°C, 5%~95%RH			
	Temp. coefficient	±0.05%/°C (0~50°C)			
	Vibration	10-300Hz, 1G 10min./cycle, period for 60min. each along X, Y, Z axes			
Safe and EMC	Safety standards	Compliance to EN61347-1, EN61347-2-13, Ip67 waterproof rating.			
	Withstand voltage	I/P-O/P: 3.75KVAC I/P-FG: 1.875KVAC O/P-FG: 0.5kVAC			
	Insulation resistance	I/P-O/P, I/P-FG, O/P-FG: 100Mohms/500Vdc 25°C/70%RH			
	EMC Emission	/			
	EMC Immunity	/			
Others	MTBF	≥200Khrs, MIL-HDBK-217F(25°C)			
	Dimension	235X67.2X34mm(L*W*H)			
	Packing	1.02Kg/PCS, 14PCS/14.3Kg/box, (437X272X185mm)			

**NOTE**

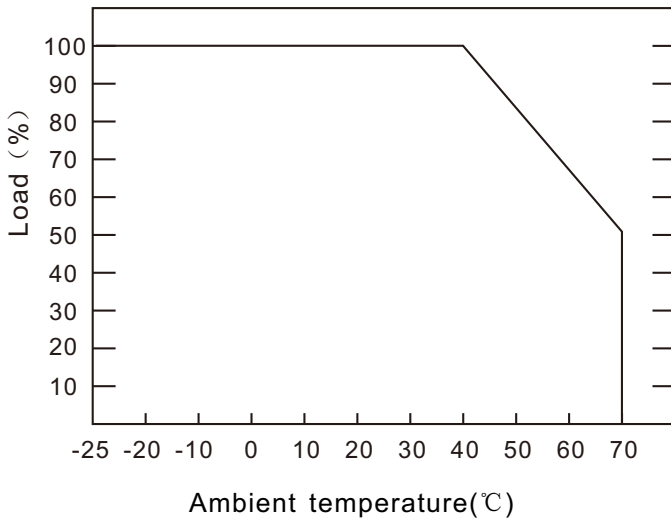
1. All parameters NOT specially mentioned are measured at 230VAC input, rated load and 25°C of ambient temperature.
2. Derating may be needed under low input voltages. Please check the static characteristics for more details.
3. Tolerance: includes set up tolerance, line regulation and load regulation.
4. Ripple & noise are measured at 20MHZ of bandwidth by using twisted pair-wire terminated with a 0.1uf & 47uf parallel capacitor.
5. The power supply is considered as a component that will be operated in combination with final equipment. Since EMC performance will be affected by the complete installation, the final equipment manufacturers must re-confirm EMC Directive on the complete installation.
6. The start time was tested under the situation of cold star, continuous switching on/off may raise the start time.

■ Mechanical Specification

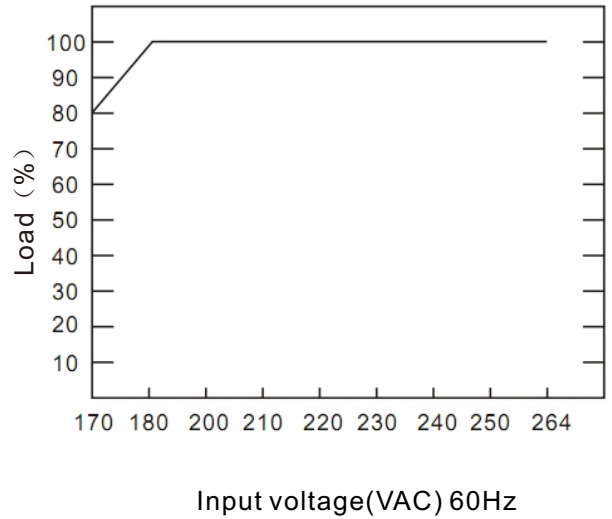
Case No. D1690 Unit: mm



■ Temperature Derating Curve



■ Input Derating Curve



The above is Taurus standard product, customized product is available. We TAURAS has the right to ultimate interpretation.

Designed by		Standardization		D1690 Spec	Version: 2.0
Corrected by		Approved by			
Checked by					